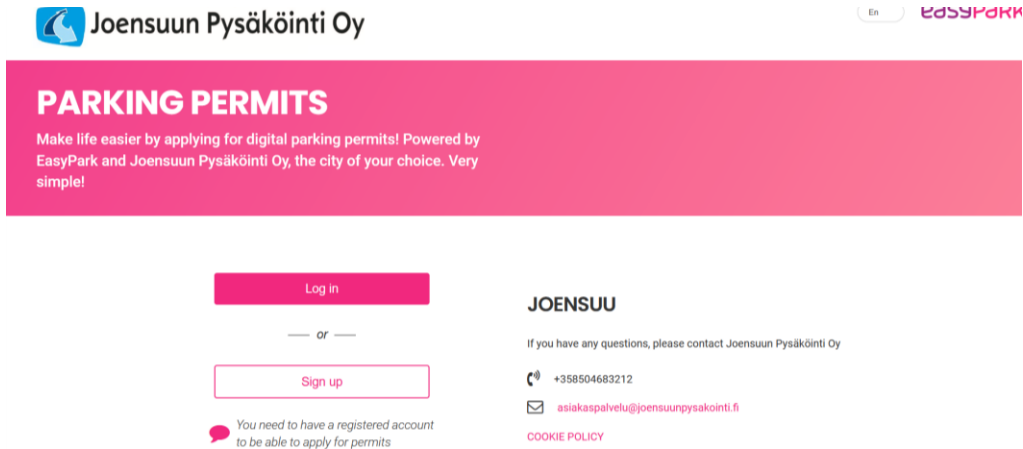


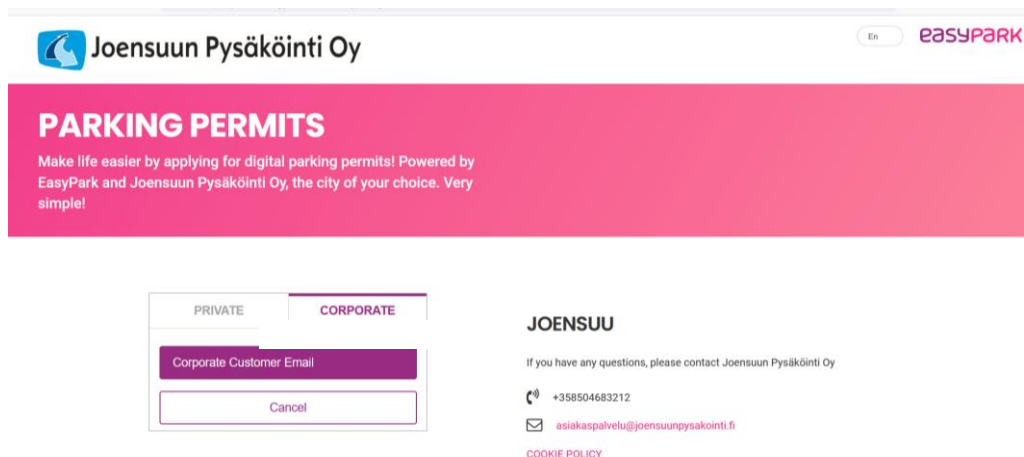
# How to buy the Service car parking permit.

Go to <https://joensuu.easypark.net>


- Choose language (in finnish ”kieli”)
- Log in or sign up. When buying the Service car parking permit, You have to sign up with Your business ID.



Choose Corporate → Give Your Corporate information → Give Your contact details



When the account is ready choose ”Apply”, then ”Apply for a new permit”



**From the application choose "PYSÄKÖINTILUVAT",  
then "PYSÄKÖINTILUPA HUOLTOAUTOT"**

STEP 1  
PERMIT

Select the permit category that matches the type of permit you would like to apply for.

PERMIT CATEGORIES  
Each category contains permits.

PERMITS IN THIS CATEGORY  
Select a permit to see details

Pysäköintitunnukset
<b>Pysäköintiluvat</b>
Kotipalvelut - SOTE

1. Pysäköintilupa Huoltoautot
2. Yleispysäköintilupa
3. Kenttämiehientien pysäköintialue



STEP 2  
ZONE

STEP 1  
PERMIT

Your choice

Pysäköintilupa Huoltoautot

[Change](#)

STEP 2  
AREA

Your address does not match any zone, please select an area

Yleispysäköintilupa
<b>Huoltoautot</b>
AREA CAPACITY Selected area has a limited capacity of 999 spots.

[Continue](#)

Select the period You want, 30 days or one year.

STEP 3  
PERIOD

PERIOD SELECTION

Select the period you want for your permit. Each period has an assigned price.

30 Päivää	35 EUR
1 Vuosi	350 EUR

PERIOD VALIDITY

Valid from: -

Valid until: -

[Continue](#)

STEP 4  
ADD VEHICLE

Add vehicle information, Accept terms and conditions, make the payment and the permit is valid.